


WHY PLANT? Trees and Palms




provide shade and cool the air ...



act as wind breaks ...



enhance the streetscape ...



screen objectionable views ...



frame views ...



soften architecture ...



act as a backdrop.

WHY WE TRIM TREES

Not all trees are planted in "the right place." Often large trees growing into powerlines will require periodic trimming to maintain proper clearance.

Powerline maintenance, including tree removal and trimming, benefits everyone by reducing power outages. A single tree that contacts a powerline can interrupt electrical power to many people in an area. Overhanging limbs, or trees too close to the powerlines can break or fall off. This is especially critical during storms or periods of high winds.

FPL utilizes professional tree crews trained to trim trees in a safe and technically correct manner. The National Arborists Association standards (NAA) and local tree trimming codes are used as guidelines.

NOTES:




NUISANCE and PROBLEM TREES

Non-native problem trees that should not be planted, are prohibited in some municipalities, can be invasive, or damage sidewalks, structures, or utilities, or may be extremely messy.

EARLEAF ACACIA	<i>Acacia auriculiformis</i>
AUSTRALIAN PINE	<i>Casuarina</i> spp.
MELALEUCA	<i>Melaleuca quinquenervia</i>
BRAZILIAN PEPPER	<i>Schinus terebinthifolius</i>
WOMAN'S TONGUE TREE	<i>Albizia lebeck</i>
NORFOLK ISLAND PINE	<i>Araucaria heterophylla</i>
TREE BAMBOO	<i>Bambusa vulgaris</i>
BISCHOFIA	<i>Bischofia javanica</i>
SCHEFFLERA	<i>Brassaia actinophylla</i>
EAR TREE	<i>Enterolobium cyclocarpum</i>
EUCALYPTUS	<i>Eucalyptus</i> spp.
NON-NATIVE FICUS	<i>Ficus</i> spp.
SILK OAK	<i>Grevillea robusta</i>
MAHOE	<i>Hibiscus tiliaceus</i>
CHINESE TALLOW TREE	<i>Sapium sebiferum</i>
JAVA PLUM	<i>Syzygium cumini</i>
CORK TREE	<i>Thespesia populnea</i>



"Plant the RIGHT TREE in the RIGHT PLACE"



Plan Before You Plant

Choose suitable trees and palms for planting around your home, near powerlines, for courtyards, patios, lawns, and streetscapes.

PROPER TREE SELECTION

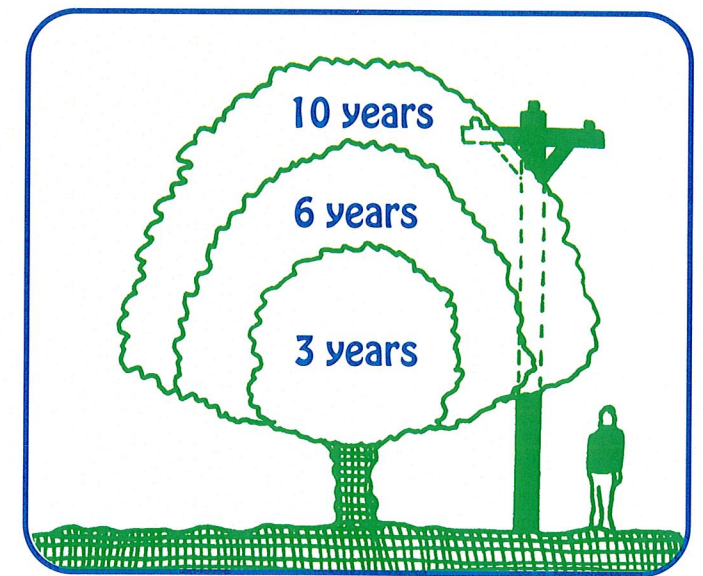
Often, we take our utility service for granted because it has become "part of our daily lives." For us to enjoy the convenience of reliable, uninterrupted service, distribution systems are required to bring electricity to our homes.

The location of these utility lines should have a direct impact on your tree and planting site selection. The ultimate, mature height and width of a tree to be planted must be within the available overhead growing space. It's extremely important that the "right tree" be put in the "right place." Proper tree selection will help to ensure trouble-free electrical service for years to come.

The selection of trees to plant requires careful consideration. Trees planted in the wrong place can cause serious problems such as clogged sewers, cracked sidewalks, and power service interruptions. The selection of "The Right Tree In The Right Place" can reduce maintenance expenses for homeowners and FPL, while improving the appearance of the landscape.

Consult your Tree Care Professional or Garden Center Staff to help you select the right tree.

In this publication you will find a select list of trees and palms as well as recommendations for planting in relation to utility lines.



Always consider the ultimate mature size when planting.



SMALL TREES

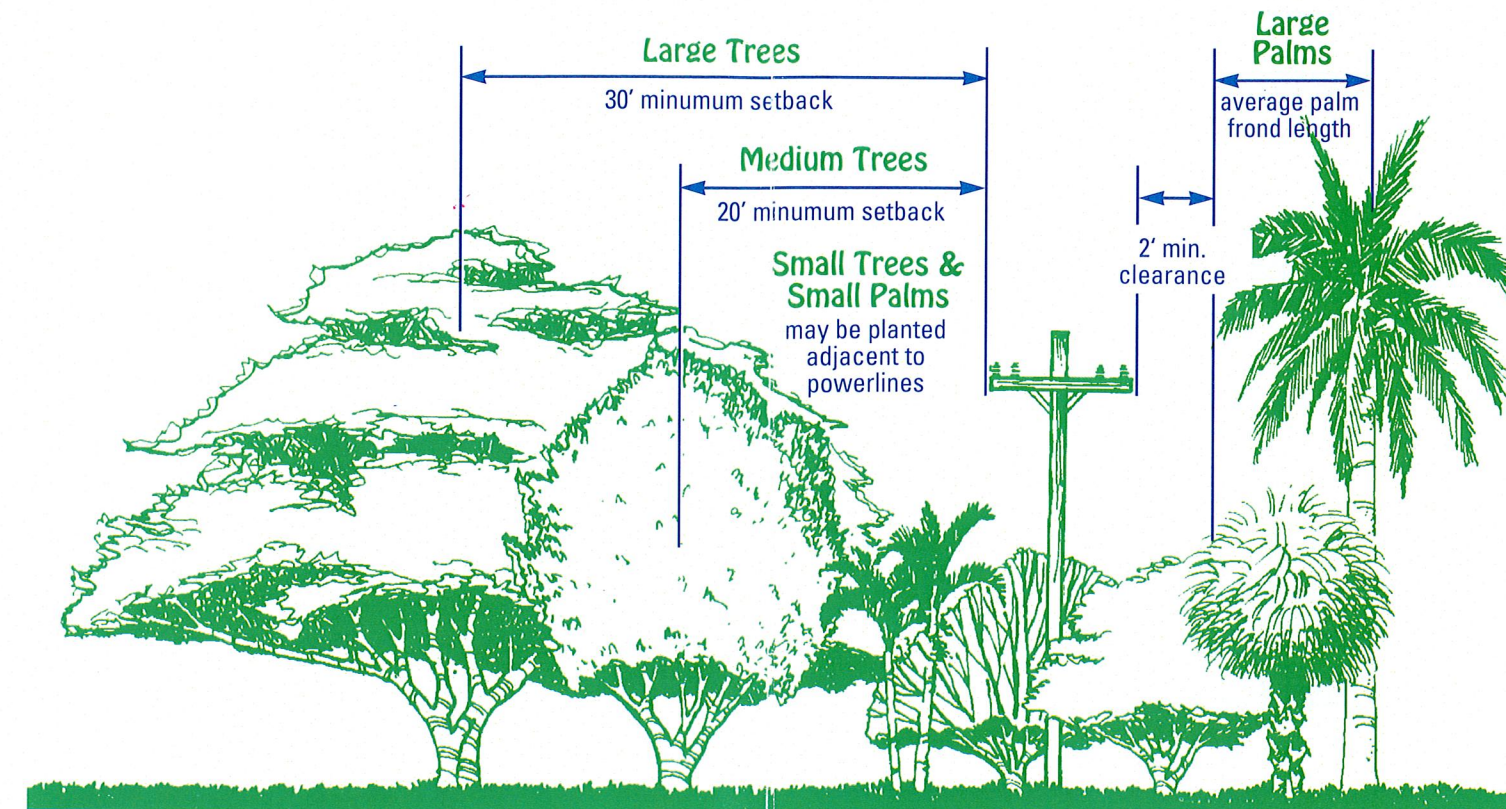
Less than 20' ht. at maturity
Can be planted adjacent to powerlines
For courtyards, patios, entryways, etc.

COMMON/BOTANICAL NAME	HEIGHT	COMMENTS
*SWEET ACACIA Acacia farnesiana	10'- 15'	fragrant yellow flowers
DWARF POINCIANA Caesalpinia spp.	10'- 15'	yellow-orange flowers large shrub, tropical
WEeping BOTTLEBRUSH Callistemon viminalis	15'- 20'	red, bottlebrush flowers
GLAUCUS CASSIA Cassia surattensis	15'- 20'	yellow flowers, tropical
CITRUS: LEMON, ORANGE, ETC. Citrus spp.	15'- 20'	edible fruit, white flowers all, except Grapefruit cold tolerant
*SILVER BUTTONWOOD Conocarpus erectus var. 'sericeus'	15'- 20'	attractive gray foliage
WHITE GEIGER/ TEXAS OLIVE Cordia boissieri	10'- 15'	showy white flowers cold tolerant
*ORANGE GEIGER Cordia sebestena	15'- 20'	brilliant orange flowers
LOQUAT Eriobotrya japonica	15'- 20'	edible orange fruit dark green foliage
*STOPPERS Eugenia spp.	15'- 20'	understory trees good hedgerow screens
*LIGNUM VITAE Guaiacum sanctum	15'- 20'	sky-blue flowers specimen tree
HIBISCUS "Standards" Hibiscus spp.	10'- 15'	red, pink, yellow, or white flowers, tropical
TREE JATROPHA Jatropha spp.	15'- 20'	crimson-red flowers, tropical
CREPE MYRTLE Lagerstroemia indica	15'- 20'	red, pink, coral, or white flowers
TREE LIGUSTRUM Ligustrum spp.	15'- 20'	small white flowers, dark green foliage
JABOTICABA Myrciaria caulifolia	15'- 20'	edible fruit, attractive bark
CHALCAS/ ORANGE JASMINE Murraya paniculata	15'- 20'	fragrant white flowers, trained as a tree
*WAX MYRTLE Myrica cerifera	15'- 20'	tolerates wet soils, aromatic leaves when crushed
OLEANDER "Standards" Nerium oleander	15'- 20'	pink, coral, or white flowers, very poisonous
KOPSIA Ochrosia elliptica	15'- 20'	lobster-red berries, poisonous, attractive foliage
FRANGIPANI Plumeria rubra	15'- 20'	coral, yellow, or white flowers, tropical
YELLOW ELDER Tecoma stans	15'- 20'	brilliant yellow flowers tropical

MEDIUM TREES

20'-30' ht. at maturity
20' setback from powerlines
For lawns, parks, shade, etc.

COMMON/BOTANICAL NAME	HEIGHT	COMMENTS
ORCHID TREE Bauhinia spp.	20'- 30'	attractive orchid-like flowers, white, pink, purple
*PITCH APPLE Clusia rosea	25'- 30'	handsome foliage excellent medium street tree
*PIGEON PLUM Coccoloba diversifolia	25'- 30'	attractive native, provides food for wildlife
*SEAGRAPE Coccoloba uvifera	20'- 30'	salt tolerant native provides food for wildlife
*DAHOON HOLLY Ilex cassine	25'- 30'	attractive red berries, tolerates wet soils
*BLACK IRONWOOD Krugiodendron ferreum	20'- 30'	attractive slow growing native, very dense wood
SABICU Lysiloma latisiliqua	20'- 30'	slender tree w/fine foliage
MADAGASCAR OLIVE Noronhia emarginata	20'- 30'	upright, open tree w/ attractive dark green leaves
JERUSALEM THORN Parkinsonia aculeata	20'- 30'	feathery transparent tree w/small yellow flowers
ALLSPICE Pimenta dioica	15'- 30'	attractive tree w/dark green aromatic leaves
PODOCARPUS Podocarpus spp.	20'- 30'	handsome evergreen tree, yew-like appearance
YELLOW TABEBUIA/SILVER TRUMPET Tabebuia caraiba	20'- 30'	striking yellow flowers w/crooked corky trunk
PINK TABEBUIA Tabebuia heterophylla	20'- 30'	attractive pink flowers



SMALL PALMS

Less than 20' ht. at maturity
Can be planted adjacent to powerlines
For courtyards, patios, entryways, etc.

COMMON/BOTANICAL NAME	HEIGHT	COMMENTS
PINDO PALM Butia capitata	10'- 15'	blue-gray foliage, cold tolerant feather palm
CAT PALM Chamadorea cataractarum	5'- 10'	handsome clumping feather palm
BAMBOO PALM Chamadorea spp.	10'- 15'	partial shade, clumping feather palms
EUROPEAN FAN PALM Chamaerops humilis	5'- 10'	attractive, cold tolerant fan palm
ARECA PALM Chrysalidocarpus lutescens	15'- 20'	good hedgerow screen, clumping feather palm
*SILVER PALM Coccothrinax argentata	15'- 20'	silver-gray foliage, attractive fan palm
BOTTLE PALM Hyophorbe lagencaulis	10'- 15'	bottle-shaped trunk, feather palm
SPINDLE PALM Hyophorbe verschaffeltii	15'- 20'	attractive thick trunk, feather palm
PYGMY DATE PALM Phoenix roebellini	15'- 20'	lethal yellowing susceptible popular feather palm
MAJESTY PALM Ravenea glauca	15'- 20'	interesting thick trunk, feather palm
*NEEDLE PALM Rhapidophyllum hystrix	5'- 10'	cold tolerant, palmate, clumping palm
LADY PALM Rhaps excelsa	10'- 15'	partial shade, palmate, clumping palm
*DWARF PALMETTO Sabal minor	10'- 15'	cold tolerant, fan palm
*SAW PALMETTO Serenoa repens	10'- 15'	cold tolerant, green and silver varieties, fan palm
*THATCH PALM Thrinax spp.	15'- 20'	single-stemmed fan palms, T. morrisii & T. radiata
CHRISTMAS PALM Veitchii merrillii	15'- 20'	red berries, 'LY', attractive feather palm

LARGE PALMS

Greater than 20' at maturity
Plant at the average frond length plus 2' for minimum clearance from powerlines.
(#) indicates average palm frond length

COMMON/BOTANICAL NAME	HEIGHT	COMMENTS
*PAUROTIS/EVERGLADES PALM Acoelorrhaphe wrightii (5')	15'- 25'	clumping native fan palm
ALEXANDRA PALM Archontophoenix alexandrae (7')	40'- 45'	handsome feather palm
BISMARCK PALM Bismarkia nobilis (7')	30'- 60'	striking blue-gray fan palm
FISHTAIL PALM Caryota mitis (8')	15'- 25'	fishtail ends on fronds, clumping palm
COCONUT PALM Cocos nucifera (15')	60'- 80'	king of palms, use "Maypan" or sim. resistant to 'LY'
HURRICANE PALM Dictyosperma album (12')	25'- 40'	handsome feather palm
BLUE LATANIA Latania loddigesii (7')	20'- 50'	attractive silver-blue fan palm
CHINESE FAN PALM Livistonia chinensis (7')	20'- 30'	weeping fronds, handsome fan palm
TRIANGLE PALM Neodypsis decaryi (10')	15'- 25'	three-sided exotic feather palm
DATE PALM Phoenix dactylifera (15')	60'- 90'	tall feather palm
CANARY ISLAND DATE PALM Phoenix canariensis (15')	35'- 50'	thick trunked feather palm
SENEGAL ISLAND DATE PALM Phoenix reclinata (10')	25'- 35'	clumping, stately, feather palm
SOLITAIRE/ ALEXANDER PALM Ptychosperma elegans (8')	15'- 25'	attractive, thin trunked feather palm
*ROYAL PALM Roystonea regia (15')	50'- 70'	tall, majestic feather palm
*CABBAGE/ SABAL PALM Sabal palmetto (7')	45'- 70'	state tree of Florida common fan palm
QUEEN PALM Syagrus romanzoffianum (12')	40'- 45'	attractive feather palm
WASHINGTONIA PALM Washingtonia robusta (7')	50'- 80'	handsome fan palm, reddish trunk when small
MACARTHUR PALM Ptychosperma macarthuri (8')	20'- 30'	clumping feather palm

LARGE TREES

Greater than 30' at maturity
30' setback from powerlines
For canopy and shade, lawns, parks, etc.

COMMON/BOTANICAL NAME	HEIGHT	COMMENTS
*RED MAPLE Acer rubrum	35'- 50'	tolerates wet conditions cold tolerant
BLACK OLIVE Bucida buceras	40'- 50'	yellow-green foliage, tannin stains are a problem
*GUMBO LIMBO Bursera simaruba	40'- 60'	attractive mature red bark, handsome shade tree
CALOPHYLLUM/ BEAUTY LEAF Calophyllum spp.	30'- 45'	handsome shiny foliage C. inophyllum & C. antillanum
GOLDEN SHOWER TREE Cassia fistula	30'- 40'	spectacular yellow flowers, tropical
PINK AND WHITE SHOWER TREE Cassia javanica	35'- 50'	attractive pastel pink flowers, tropical
FLOSS SILK TREE Chorisia speciosa	35'- 50'	attractive pink or white flowers, spines on trunk
*SATINLEAF Chrysophyllum oliviforme	30'- 40'	shimmering leaves in wind, excellent specimen tree
*GREEN BUTTONWOOD Conocarpus erectus	30'- 50'	upright, larger than the silver buttonwood
ROYAL POINCIANA Delonix regia	25'- 40'	spectacular orange flowers, spreading habit, tropical
*STRANGLER FIG Ficus aurea	40'- 50'	native Ficus, large shade tree, needs room to grow
*SHORTLEAF FIG Ficus citrifolia	40'- 50'	native Ficus, large shade tree, needs room to grow
JAPANESE FERN TREE Filicium decipiens	25'- 35'	interesting shaped foliage, somewhat spreading
*LOBLOLLY BAY Gordonia lasianthus	30'- 40'	handsome upright tree, cold tolerant
*BLOLLY Guapira discolor	35'- 50'	nice shaped, handsome fruits, hammock pioneer
JACARANDA Jacaranda mimosifolia	40'- 50'	attractive lavender-blue flowers, open habit
GOLDEN RAIN TREE Koelreuteria elegans	30'- 50'	attractive yellow-sepia flowers, tropical
QUEEN'S CREPE MYRTLE Lagerstroemia speciosa	30'- 45'	attractive pink, lavender flower clusters, tropical
*WILD TAMARIND Lysiloma bahamensis	40'- 50'	tiny leaves, open habit, attractive trunk & branches
*SWEETBAY MAGNOLIA Magnolia virginiana	40'- 60'	cold and wet tolerant
MANGO Mangifera indica	40'- 60'	edible fruit, many varieties dense shade, tropical
*MASTIC TREE Masticodendron foetidissimum	45'- 70'	tall remnant of the hammocks upright w/ whitish bark
YELLOW POINCIANA Peltophorum pterocarpum	40'- 50'	attractive yellow flowers, spreading habit, tropical
AVOCADO Persea americana	40'- 50'	edible fruit, many varieties tropical
*REDBAY Persea borbonia	50'- 60'	aromatic leaves, shade tree or open lawns
*SLASH PINE Pinus elliotii var. "densa"	80'- 90'	tall stands remain after Hurricane Andrew
*JAMAICAN DOGWOOD Piscidia piscipula	35'- 50'	attractive lavender flowers
*LAUREL OAK Quercus laurifolia	60'- 90'	tall, upright, short-lived cold tolerant native
*LIVE OAK Quercus virginiana	50'- 60'	spreading, grand shade tree ideal for lawns, parks
*PARADISE TREE Simarouba glauca	35'- 50'	large fast growing native, spreading habit
*WEST INDIAN MAHOGANY Swietenia mahagoni	35'- 60'	excellent shade tree, spreading habit
*BALD CYPRESS Taxodium distichum	60'- 90'	fresh water swamp habitats deciduous

SOUTH FLORIDA

*Asterisk denotes plants native to south Florida
Heights are as per "Xeriscape Plant Guide II."
This list is not all-inclusive.
'LY' indicates susceptibility to lethal yellowing.

